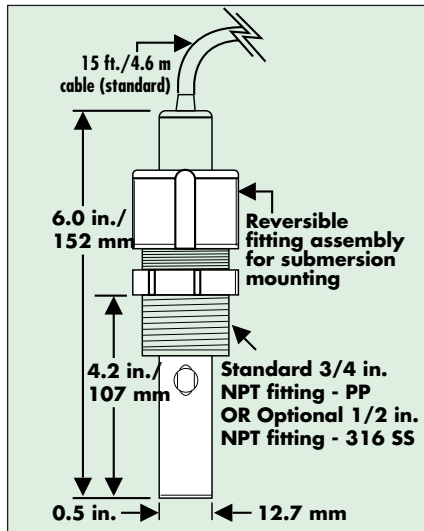
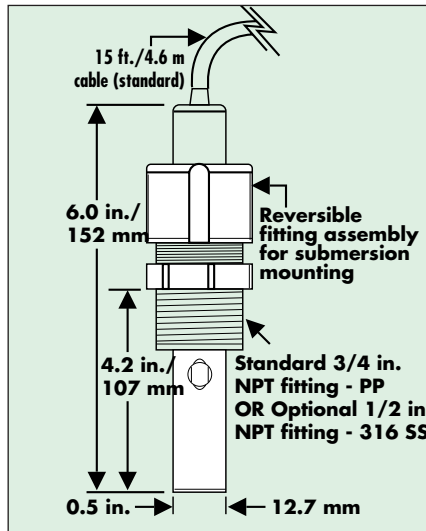


This article is provided as a reference for use as is. If you have further questions or comments about this article please contact us at <http://www.calservice.net> - [Click Here](#) to go to our Reference Materials.

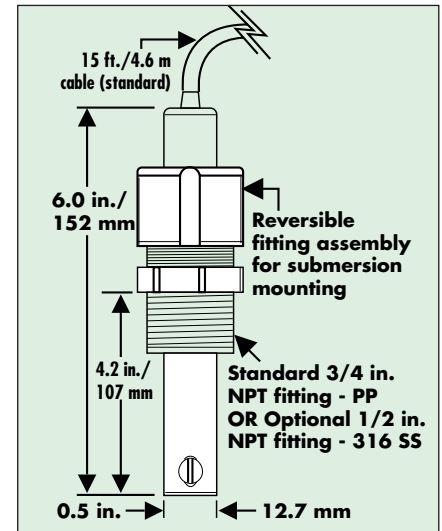
Conductivity Cells for CDCN-90A and CDCN-5800 Series



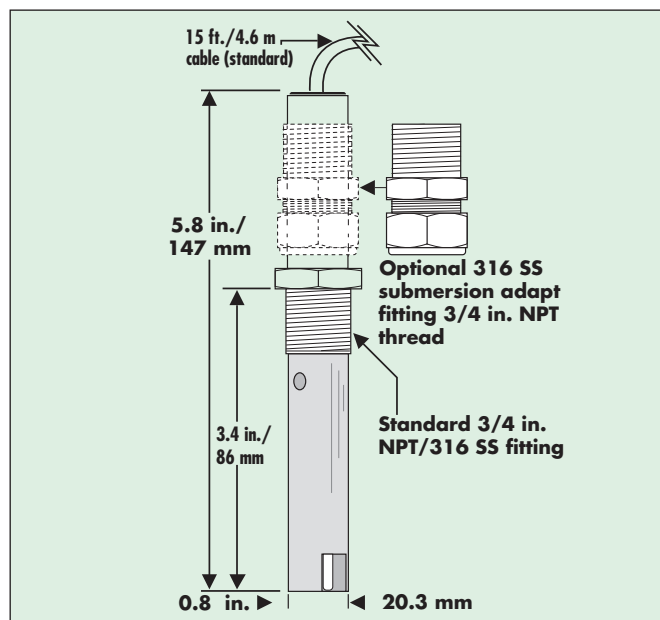
MODEL NO. CDCE-90-001
Cell Constant: 0.01
Conductivity Range: 0.055 to 100 μ S
Temperature Compensation: Pt1000/10K NTC
O-Ring: EPR
Insulator Material: Teflon®
Electrodes: 316 SS
Fitting Material: Polypropylene
Maximum Pressure/Temperature: 100 psig @ 100°C (212°F)



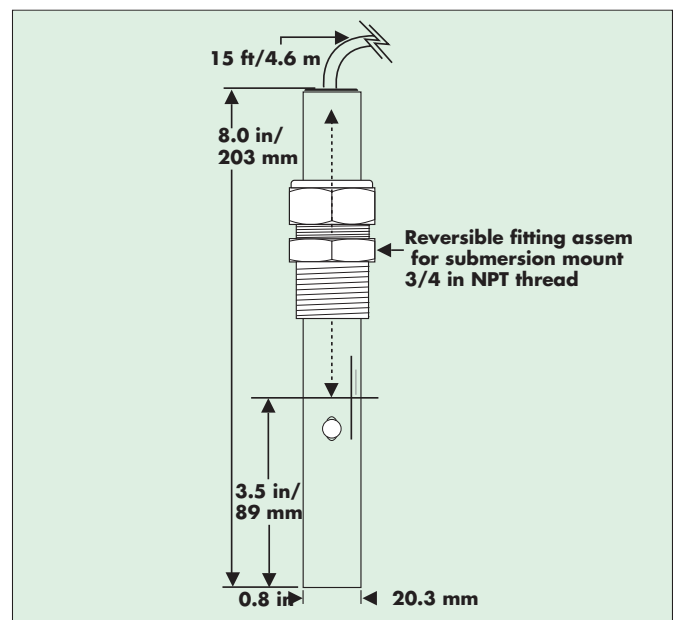
MODEL NO. CDCE-90-01
Cell Constant: 0.1
Conductivity Range: 1 to 1000 μ S
Temperature Compensation: Pt1000
O-Ring: EPR
Insulator Material: Teflon®
Electrodes: 316 SS
Fitting Material: Polypropylene
Maximum Pressure/Temperature: 100 psig @ 100°C (212°F)



MODEL NO. CDCE-90-1
Cell Constant: 1.0
Conductivity Range: 10 to 10,000 μ S
Temperature Compensation: Pt1000
O-Ring: EPR
Insulator Material: Teflon®
Electrodes: 316 SS
Fitting Material: Polypropylene
Maximum Pressure/Temperature: 100 psig @ 100°C (212°F)



MODEL NO. CDCE-90-10
Cell Constant: 10.0
Conductivity Range: 100 to 100,000 μ S
Temperature Compensation: Pt1000
O-Ring: EPR
Insulator Material: CPVC
Electrodes: 316 SS
Fitting Material: Polypropylene
Maximum Pressure/Temperature: 100 psig @ 95°C (203°F)



MODEL NO. CDCE-90-20
Cell Constant: 20.0
Conductivity Range: 200 to 200,000 μ S
Temperature Compensation: Pt1000
O-Ring: EPR
Insulator Material: Teflon®
Electrodes: 316 SS
Fitting Material: Polypropylene
Maximum Pressure/Temperature: 100 psig @ 100°C (212°F)